



# White Paper

## Fabasoft on Microsoft Windows - Installation as Unprivileged User

Fabasoft Folio 2019

Copyright © Fabasoft R&D GmbH, Linz, Austria, 2019.

All rights reserved. All hardware and software names used are registered trade names and/or registered trademarks of the respective manufacturers.

No rights to our software or our professional services, or results of our professional services, or other protected rights can be based on the handing over and presentation of these documents.

## Contents

<b>1 Overview</b>	<b>4</b>
<b>2 Software Requirements</b>	<b>4</b>
<b>3 Fabasoft Folio Backend Services</b>	<b>4</b>
<b>4 Fabasoft Folio Web Services</b>	<b>4</b>
4.1 Prerequisites	4
4.2 Post Installation	7
<b>5 Fabasoft Folio Conversion Services</b>	<b>7</b>
5.1 Prerequisites	7
5.1.1 DCOM Permissions	7
5.2 Post Installation	7

## 1 Overview

This document describes the installation process of the Fabasoft Folio Web Services and the Fabasoft Folio Conversion Services by an unprivileged user in a Microsoft Windows environment.

## 2 Software Requirements

**System environment:** All information contained in this document implicitly assumes a Microsoft Windows environment.

**Supported platforms:** For detailed information on supported operating systems and software, see the software product information on the Fabasoft distribution media.

**Descriptions in this document are based on the following software:**

- Microsoft Windows Server 2016 Standard (x64)
- Microsoft .NET Framework 4.0
- AdoptOpenJDK OpenJDK 8 Update 202 (JRE, HotSpot)  
Add `<ADOPTOPENJDKDIR>\bin` to the system environment variable `PATH`

For Fabasoft Folio Conversion Services, descriptions in this document are additionally based on the following software:

- Microsoft Office 2016 (64 bit)
- Adobe Acrobat DC Pro (32 bit) or Ghostscript 9.26 (64 bit)
- LibreOffice 6.1.5 (32 bit)  
**Note:** The conversion of Microsoft Office documents with LibreOffice is not supported.

## 3 Fabasoft Folio Backend Services

Detailed information about permissions can be found in the Whitepaper "Fabasoft on Microsoft Windows - Installation of Fabasoft Folio Services" in the chapter "Necessary Permissions and Privileges".

## 4 Fabasoft Folio Web Services

### 4.1 Prerequisites

#### DCOM Permissions

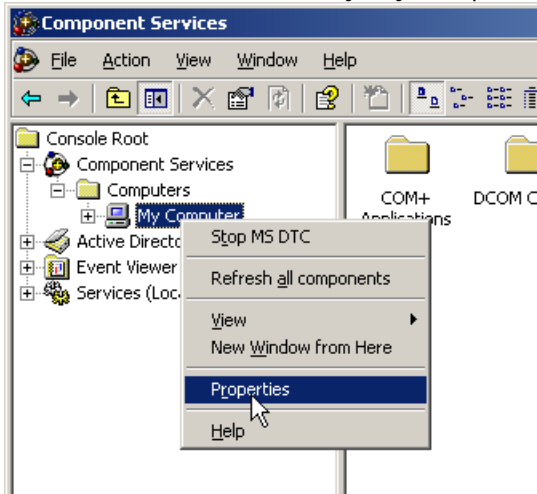
On the server on which the Fabasoft Folio Web Services are installed

- launch permissions and
- access permissions

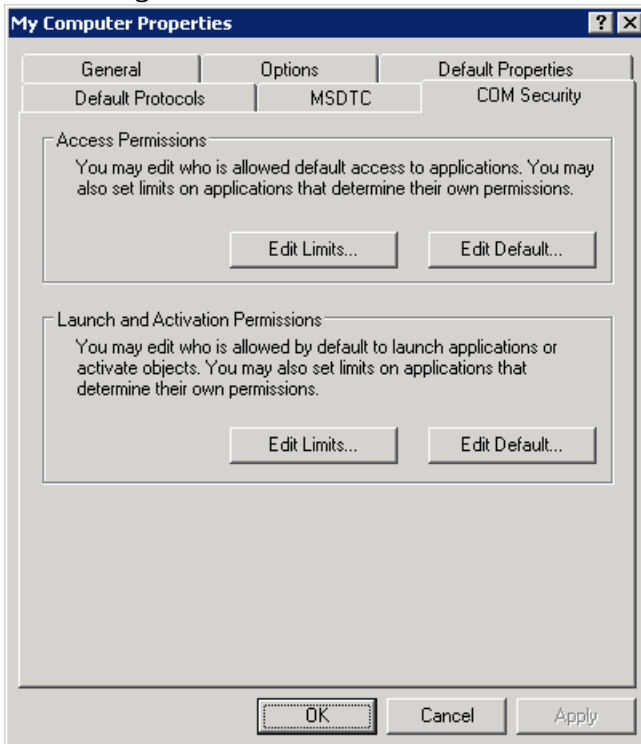
have to be given for the user account in whose context the Fabasoft Folio Web Services are installed.

1. Open the Component Services via "Start" > "Run" and enter `dcomcnfg.exe`.

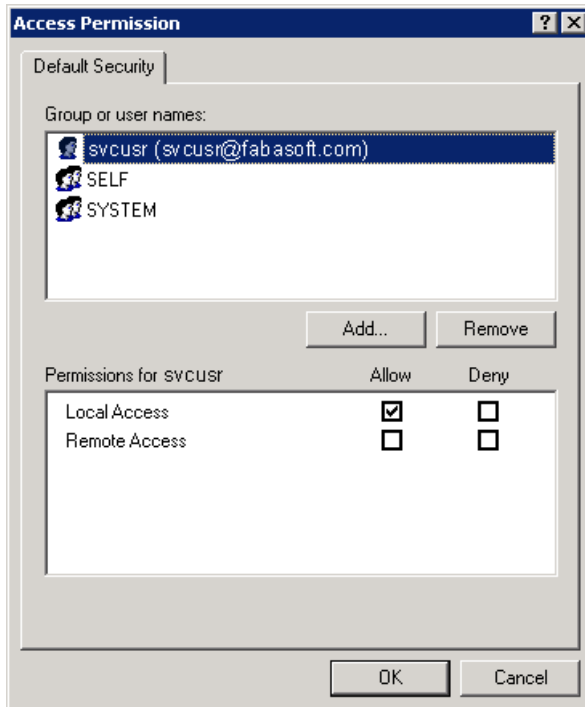
2. In the Component Services navigate to the entry "My Computer" and open the properties (in the context menu of the entry "My Computer" select "Properties").



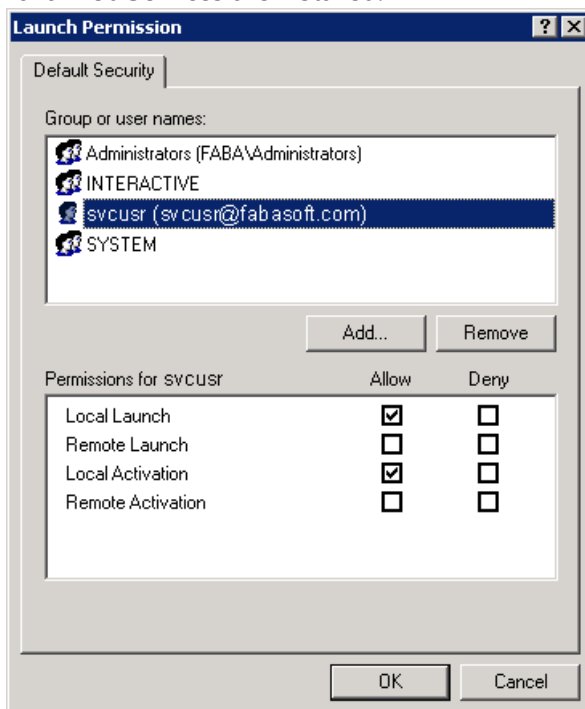
3. Navigate to the tab "COM Security". Edit the access permissions and the launch permissions after clicking the button "Edit Default".



4. Allow "Local Access" for the user account in whose context the Fabasoft Folio Web Services are installed.



5. Allow "Local Launch" and "Local Activation" for the user account in whose context the Fabasoft Folio Web Services are installed.



**Note:** A system restart is required so that the defined DCOM permissions are used. This restart can be executed after the configuration has been completed.

## 4.2 Post Installation

The user in whose context the Fabasoft Folio Web Services are running must be given “Full Control” access to the following directories:

```
C:\Program Files\Fabasoft\Components\Kernel  
C:\Program Files\Fabasoft\Components\Web\<id>_FSC\asp\content
```

## 5 Fabasoft Folio Conversion Services

### 5.1 Prerequisites

#### 5.1.1 DCOM Permissions

Detailed information about editing DCOM permissions can be found in chapter 4 “Fabasoft Folio Web Services”.

### 5.2 Post Installation

The user in whose context the Fabasoft Folio Conversion Services are running must be given “Full Control” access to the following directories:

```
C:\Program Files\Fabasoft\Components\Kernel  
C:\Program Files\Fabasoft\Components\Web\<id>_CONV\asp\content
```

Additionally the user in whose context the Fabasoft Folio Conversion Services are running must be given “Full Control” access to the following directories, needed by third-party products:

#### Microsoft Office:

```
C:\Windows\System32\config\systemprofile
```

#### Ghostscript:

```
C:\Windows
```

The user in whose context the Fabasoft Folio Conversion Services are running needs the following registry permissions:

Resource	Minimum resource permission required
HKEY_LOCAL_MACHINE\Software\Fabasoft\FSC\TLH@1.1001	Full access (this key and all sub keys and values)